



# Regional Budget Meeting

July 23, 2015, 6:00 PM

## Oceanside High School



## District Referendum

August 18, 2015

Local voting locations



## **RSU # 13 - Budget Information**

**July 1, 2015 – June 30, 2016**

**Per State Law, the RSU # 13 School Budget approval process requires two steps.**

### **Step 1:**

Every school system in the State is required to have a Regional Budget Meeting where the Citizens will vote on each of 11 expense articles. A final budget will be adopted at the end of this meeting. **The meeting will be held on Thursday, July 23, 2015 starting at 6:00 P.M. at Oceanside High School – East.**

### **Step 2:**

There will be a District wide referendum to validate the budget approved on July 23, 2015. **The referendum will be held on Tuesday, August 18, 2015**, and voting will be in each town at the town's designated polling place. The referendum question will be a "Yes" or "No" question simply asking, "Do you favor approving the Regional School Unit No. 13 budget for the upcoming school year that was adopted at the latest Regional School Unit budget meeting?" The law change does not allow for the amount of the adopted budget to be included on the ballot. The School District will have printed material about the budget available at the polling places.

**RSU # 13 Regional Budget Meeting  
Oceanside High School - East  
Thursday, July 23, 2015. Starting at 6:00 P.M. in the gymnasium**

**Referendum Vote  
Tuesday, August 18, 2015 – Town Polls**

[www.rsu13.org/budget](http://www.rsu13.org/budget)

# RSU 13 Contact Information

July 2015



John McDonald,  
Superintendent  
596-6620  
[jmcdonald@rsu13.org](mailto:jmcdonald@rsu13.org)

Pete Orne,  
Business Manager  
596-2001  
[peter.orne@rsu13.org](mailto:peter.orne@rsu13.org)

## Schools

## School Board

	Member	Term Expires
<b>Cushing Community School (K-4)</b> Ainslee Riley, Principal 354-2312 <a href="mailto:ariley@rsu13.org">ariley@rsu13.org</a>	<b>Steve Roberts, Chair</b> <a href="mailto:sroberts@rsu13.org">sroberts@rsu13.org</a>	Nov-16
<b>Gilford Butler School (K-2)</b> Ben Tripp, Asst. Principal 594-7666 <a href="mailto:btripp@rsu13.org">btripp@rsu13.org</a>	<b>Christine Curtis, Vice Chair</b> <a href="mailto:chcurtis@rsu13.org">chcurtis@rsu13.org</a>	Mar-17
<b>Lura Libby School (K-4)</b> Ainslee Riley, Principal 354-6464 <a href="mailto:ariley@rsu13.org">ariley@rsu13.org</a>	<b>Loren Andrews</b> <a href="mailto:landrews@rsu13.org">landrews@rsu13.org</a>	Mar-18
<b>Oceanside High School East (10-12)</b> Renee Thompson, Principal 596-2010 <a href="mailto:renee.thompson@rsu13.org">renee.thompson@rsu13.org</a>	<b>Carol Bachofner</b> <a href="mailto:cbachofner@rsu13.org">cbachofner@rsu13.org</a>	Nov-17
<b>Oceanside High School West (8-9)</b> William Gifford, Interim Principal 354-2502 <a href="mailto:wgifford@rsu13.org">wgifford@rsu13.org</a>	<b>Sally Carleton</b> <a href="mailto:scarleton@rsu13.org">scarleton@rsu13.org</a>	Aug-17
<b>Owls Head Central School (3-5)</b> Ben Tripp, Asst. Principal 594-5650 <a href="mailto:btripp@rsu13.org">btripp@rsu13.org</a>	<b>Ron Gamage</b> <a href="mailto:rgamage@rsu13.org">rgamage@rsu13.org</a>	Jun-17
<b>Nancy Jeffers</b> <a href="mailto:njeffers@rsu13.org">njeffers@rsu13.org</a>	<b>Tess Kilgour</b> <a href="mailto:ekilgour@rsu13.org">ekilgour@rsu13.org</a>	Nov-15
<b>Rockland District Middle School (5-7)</b> Lynsey Ward, Principal 596-2020 <a href="mailto:lward@rsu13.org">lward@rsu13.org</a>	<b>Noreen Mullaney</b> <a href="mailto:nmullaney@rsu13.org">nmullaney@rsu13.org</a>	Nov-15
<b>South School (K-4)</b> Lynsey Ward, Principal 596-2008 <a href="mailto:lward@rsu13.org">lward@rsu13.org</a>	<b>Don Robishaw</b> <a href="mailto:drobishaw@rsu13.org">drobishaw@rsu13.org</a>	Jun-15
<b>Thomaston Grammar School (5-7)</b> William Gifford, Interim Principal 354-6353 <a href="mailto:wgifford@rsu13.org">wgifford@rsu13.org</a>		Nov-16

July 16, 2015

VOTES TO BE ADOPTED BY THE  
SCHOOL BOARD  
REGIONAL SCHOOL UNIT NO. 13  
AT MEETING ON  
July 16, 2015

VOTED: That the warrant for the Regional School Unit No. 13 (the “Regional School Unit”) Budget Meeting presented to the meeting be and is hereby approved and that a Regional School Unit budget meeting be and is hereby called for July 23, 2015 for the purpose of voting on the annual budget for the Regional School Unit for the 2015-2016 fiscal year.

FURTHER VOTED: That the Warrant and Notice of Election for the Regional School Unit Budget Validation Referendum presented to the meeting be and is hereby approved, and that a Regional School Unit budget validation referendum be and is hereby called for August 18, 2014 for the purpose of approving the budget adopted at the Regional School Unit budget meeting for the 2015-2016 fiscal year.

FURTHER VOTED: That the form of Notice of Amounts Adopted at Budget Meeting presented to this meeting be and is hereby approved, and that the Superintendent of Schools of the Regional School Unit is hereby authorized and directed to complete said Notice by adding the amounts approved by the voters for each expenditure category and the total school budget summary expenditure amount, all in accordance with the Regional School Unit budget meeting on July 23, 2015, and to cause copies of said notice, as completed, to be delivered to the municipal clerks of each municipality of the Regional School Unit for posting at the polling places for the August 18, 2015 Regional School Unit budget validation referendum.

**WARRANT TO CALL REGIONAL SCHOOL UNIT NO. 13 BUDGET MEETING  
(20-A M.R.S. §1485)**

TO: Karen S. Littlefield, a resident of Regional School Unit No. 13 (the “Regional School Unit”) composed of the City of Rockland and the Towns of Cushing, Owls Head, South Thomaston, and Thomaston, State of Maine.

In the name of the State of Maine, you are hereby required to notify the voters of each of the municipalities within Regional School Unit No. 13, namely, the City of Rockland and the Towns of Cushing, Owls Head, South Thomaston, and Thomaston, that a Regional School Unit Budget Meeting will be held at Oceanside East High School, 400 Broadway Street in the City of Rockland, Maine at 6:00 p.m. on July 23, 2015 for the purpose of determining the Budget Meeting articles set forth below.

**ARTICLE 1A:** To elect a moderator to preside at the meeting.

**ARTICLES 1 THROUGH 11 AUTHORIZE EXPENDITURES IN COST  
CENTER CATEGORIES**

**ARTICLE 1:** To see what sum the Regional School Unit will be authorized to expend for Regular Instruction.

**School Board Recommends \$9,973,799.00**

**ARTICLE 2:** To see what sum the Regional School Unit will be authorized to expend for Special Education.

**School Board Recommends \$4,253,874.04**

**ARTICLE 3:** To see what sum the Regional School Unit will be authorized to expend for Career and Technical Education.

**School Board Recommends \$836,684.83**

**ARTICLE 4:** To see what sum the Regional School Unit will be authorized to expend for Other Instruction.

**School Board Recommends \$556,046.35**

**ARTICLE 5:** To see what sum the Regional School Unit will be authorized to expend for Student and Staff Support.

**School Board Recommends \$2,630,087.63**

**ARTICLE 6:** To see what sum the Regional School Unit will be authorized to expend for System Administration.

**School Board Recommends \$677,612.16**

**ARTICLE 7:** To see what sum the Regional School Unit will be authorized to expend for School Administration.

**School Board Recommends \$1,410,384.95**

**ARTICLE 8:** To see what sum the Regional School Unit will be authorized to expend for Transportation and Buses.

**School Board Recommends \$1,265,956.09**

**ARTICLE 9:** To see what sum the Regional School Unit will be authorized to expend for Facilities Maintenance.

**School Board Recommends \$2,943,826.94**

**ARTICLE 10:** To see what sum the Regional School Unit will be authorized to expend for Debt Service and Other Commitments.

**School Board Recommends \$434,363.61**

**ARTICLE 11:** To see what sum the Regional School Unit will be authorized to expend for All Other Expenditures.

**School Board Recommends \$258,000.00**

**ARTICLES 12 THROUGH 14 RAISE FUNDS FOR THE PROPOSED SCHOOL BUDGET**

**ARTICLE 12:** To see what sum the Regional School Unit will appropriate for the total cost of funding public education from kindergarten to grade 12 as described in the Essential Programs and Services Funding Act and to see what sum the Regional School Unit will raise and assess as each municipality's contribution to the total cost of funding public education from kindergarten to grade 12 as described in the Essential Programs and Services Funding Act in accordance with the Maine Revised Statutes, Title 20-A, section 15688. **Recommended amounts set forth below:**

Total Appropriated (by municipality):		Total raised (and RSU assessments by municipality):	
Town of Cushing	<b>\$2,243,915.90</b>	Town of Cushing	<b>\$2,243,772.33</b>
Town of Owls Head	<b>\$1,717,396.22</b>	Town of Owls Head	<b>\$1,717,396.22</b>
City of Rockland	<b>\$7,909,573.55</b>	City of Rockland	<b>\$6,304,042.83</b>
Town of South Thomaston	<b>\$1,933,176.18</b>	Town of South Thomaston	<b>\$1,933,176.18</b>
Town of Thomaston	<b><u>\$3,989,409.96</u></b>	Town of Thomaston	<b><u>\$2,676,533.17</u></b>
<b>Regional School Unit</b>		<b>Regional School Unit</b>	
<b>Total Appropriated</b>	<b><u>\$17,793,471.81</u></b>	<b>Total Raised</b>	<b><u>\$14,874,920.73</u></b>

*Explanation: The Regional School Unit's contribution to the total cost of funding public education from kindergarten to grade 12 as described in the Essential Programs and Services Funding Act is the amount of money determined by state law to be the minimum amount that the Regional School Unit must raise and assess in order to receive the full amount of state dollars.*

**ARTICLE 13:** To see what sum the Regional School Unit will raise and appropriate for the annual payments on debt service previously approved by the Regional School Unit voters for non-state-funded school construction projects and non-state-funded portions of school construction projects in addition to the funds appropriated as the local share of the Regional School Unit's contribution to the total cost of funding public education from kindergarten to grade 12.

**School Board Recommends \$327,773.61**

*Explanation: Non-state-funded debt service is the amount of money needed for the annual payments on the Regional School Unit's long-term debt for major capital school construction projects that are not approved for state subsidy. The bonding of this long-term debt was previously approved by the Regional School Unit voters.*

**ARTICLE 14:** (Written ballot required). To see what sum the Regional School Unit will raise and appropriate in additional local funds (**Recommend \$5,667,065.18** ), which exceeds the State's Essential Programs and Services allocation model by (**Recommend \$5,290,917.21** ) as required to fund the budget recommended by the School Board.

The School Board recommends **\$5,667,065.18** for additional local funds and gives the following reasons for exceeding the State's Essential Programs and Services funding model by **\$5,290,917.21** : The Essential Programs and Services funding model does not fully support all of the costs associated with operating a comprehensive K-12 educational program, such as athletics/co-curricular activities, special education programs, alternative education programs, maintenance and transportation, nor does it recognize and account for the costs associated with maintaining small class sizes, operating small elementary schools in each community, operating two high schools and offering a broad level of academic programming.

*Explanation: The additional local funds are those locally raised funds over and above the Regional School Unit's local contribution to the total cost of funding public education from kindergarten to grade 12 as described in the Essential Programs and Services Funding Act and local amounts raised for the annual payment on non-state funded debt service that will help achieve the Regional School Unit budget for educational programs.*

#### **ARTICLE 15 SUMMARIZES THE PROPOSED SCHOOL BUDGET**

**ARTICLE 15:** To see what sum the Regional School Unit will authorize the School Board to expend for the fiscal year beginning July 1, 2015 and ending June 30, 2016 from the Regional School Unit's contribution to the total cost of funding public education from kindergarten to grade 12 as described in the Essential Programs and Services Funding Act, non-state-funded school construction projects, additional local funds for school purposes under the Maine Revised Statutes, Title 20-A, section 15690, unexpended balances, tuition receipts, state subsidy and other receipts for the support of schools.

**School Board Recommends \$25,240,635.60**

#### **ARTICLE 16 AUTHORIZES EXPENDITURE OF GRANTS AND OTHER RECEIPTS**

**ARTICLE 16:** In addition to amounts approved in the preceding articles, shall the School Board be authorized to expend such other sums as may be received from federal or state grants or programs or other sources during the fiscal year for school purposes, provided that such grants, programs or other sources do not require the expenditure of other funds not previously appropriated?

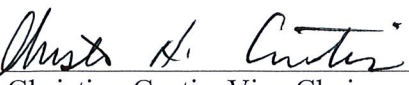
#### **ARTICLE 17 AUTHORIZES THE ADULT EDUCATION PROGRAM AND RAISES THE LOCAL SHARE**

**ARTICLE 17:** To see if Regional School Unit No. 13 will appropriate **\$143,087.70** for adult education and raise **\$95,087.70** as the local share; with authorization to expend any additional, incidental, or miscellaneous receipts in the interest and for the well-being of the adult education program.


Given under our hand this day, July 16, 2015 at Rockland, Maine, Maine.


  
\_\_\_\_\_  
Steven Roberts, Chair

  
\_\_\_\_\_  
Ronald Gamage

  
\_\_\_\_\_  
Christine Curtis, Vice Chair

  
\_\_\_\_\_  
Nancy Jeffers

  
\_\_\_\_\_  
Loren Andrews

  
\_\_\_\_\_  
Esther Kilgour


  
\_\_\_\_\_  
Carol Bachofner

\_\_\_\_\_  
Noreen Mullaney

\_\_\_\_\_  
Sally Carleton

\_\_\_\_\_  
Donald Robishaw

A majority of the School Board of Regional School Unit No. 13

A true copy of the Warrant, attest:   
\_\_\_\_\_  
Karen S. Littlefield, Resident  
Regional School Unit No. 13

RSU # 13 - Budget Information  
July 1, 2015 – June 30, 2016

Per State Law, the RSU # 13 School Budget approval process requires two steps.

**Step 1:**

Every school system in the State is required to have a Regional Budget Meeting where the Citizens will vote on each of 11 expense articles. A final budget will be adopted at the end of this meeting. **The meeting will be held on Thursday, July 23, 2015 starting at 6:00 P.M. at Oceanside High School – East.**

**Step 2:**

There will be a District wide referendum to validate the budget approved on July 23, 2015. **The referendum will be held on Tuesday, August 18, 2015,** and voting will be in each town at the town’s designated polling place. The referendum question will be a “Yes” or “No” question simply asking, “Do you approve the budget that was adopted at the Regional Budget Meeting on July 23, 2015?” The law change does not allow for the amount of the adopted budget to be included on the ballot. The School District will have printed material about the budget available at the polling places.

**RSU # 13 Regional Budget Meeting  
Oceanside High School - East  
Thursday, July 23, 2015. Starting at 6:00 P.M. in the gymnasium**

**Referendum Vote  
Tuesday, August 18, 2015 – Town Polls**



NOTICE OF AMOUNTS ADOPTED AT BUDGET MEETING  
 REGIONAL SCHOOL UNIT NO. 13  
 INFORMATION FOR VOTERS AT BUDGET VALIDATION REFERENDUM

TO: Municipal Clerks of the City of Rockland and the Towns of Cushing, Owls Head, South Thomaston and Thomaston, State of Maine

In the name of the State of Maine and pursuant to 20-A M.R.S. §1486(2) you are hereby directed to display this Notice of Amounts Adopted at Budget Meeting at the polling places within your respective municipalities to assist the voters of Regional School Unit No. 13 (the "Regional School Unit") in voting at the budget validation referendum to be held on August 18, 2015 for the purpose of determining if the Regional School Unit budget for the 2015-2016 fiscal year that was adopted at the Regional School Unit budget meeting on July 23, 2015 should be approved.

Cost Center Summary Budget Category	Amount Recommended by School Board	Amount Approved by Voters at the Budget Meeting*
Regular Instruction	<b>\$9,973,799.00</b>	\$
Special Education	<b>\$4,253,874.04</b>	\$
Career and Technical Education	<b>\$836,684.83</b>	\$
Other Instruction	<b>\$556,046.35</b>	\$
Student and Staff Support	<b>\$2,630,087.63</b>	\$
System Administration	<b>\$677,612.16</b>	\$
School Administration	<b>\$1,410,384.95</b>	\$
Transportation and Buses	<b>\$1,265,956.09</b>	\$
Facilities Maintenance	<b>\$2,943,826.94</b>	\$
Debt Service and Other Commitments	<b>\$434,363.61</b>	\$
All Other Expenditures	<b>\$258,000.00</b>	\$
Summary of Total Authorized General Fund Expenditures:	<b>\$25,240,635.60</b>	\$ _____

\*Amounts to be completed by Superintendent of Schools under authority of School Board

The amount approved at the Regional School Unit budget meeting includes locally raised funds that exceed the maximum state and local spending target pursuant to 20-A M.R.S. §15671-A(5).

Steven Roberts, Chair

Ronald Gamage

Christine Curtis, Vice Chair

Nancy Jeffers

Loren Andrews

Esther Kilgour

Carol Bachofner

Noreen Mullaney

Sally Carleton

Donald Robishaw

A majority of the School Board of Regional School Unit No. 13.

July 23, 2015

John McDonald, Superintendent of Schools

**RSU #13**  
**School Board Recommended - By Article**  
**July 16, 2015**

	FY15 Adopted Budget	FY16 Voter Rejected	FY16 Board Recommended	FY16 v FY15 \$ Increase (Decrease)	FY16 v FY15 % Increase (Decrease)
<b>Regular Instruction:</b>					
26. Regular Instruction Programs					
TOTAL-Reg Instruction Programs	\$10,471,194	\$9,327,115	\$9,195,154	(\$1,276,040)	(12.2%)
CONTINGENCY @ 1.5%			\$150,000		
2. Aternative Education	\$360,028	\$372,792	\$372,574	\$12,546	3.5%
9. English as a 2nd Language	\$72,339	\$84,657	\$84,657	\$12,318	17.0%
11. Gifted & Talented	<u>\$85,476</u>	<u>\$174,393</u>	<u>\$171,414</u>	<u>\$85,938</u>	<u>100.5%</u>
<b>TOTAL ARTICLE 1 - Regular Inst</b>	<b>\$10,989,037</b>	<b>\$9,958,956</b>	<b>\$9,973,799</b>	<b>(\$1,015,238)</b>	<b>(9.2%)</b>
<b>Special Education Instruction:</b>					
28. Resource Class Placement	\$1,294,347	\$1,097,251	\$1,106,656	(\$187,691)	(14.5%)
Self-Contained Class	\$1,880,893	\$2,134,685	\$1,977,160	\$96,267	5.1%
Homebound/Hospital	\$3,142	\$3,273	\$3,273	\$131	4.2%
Adminstration	\$297,230	\$264,136	\$262,352	(\$34,878)	(11.7%)
CONTINGENCY @ 2%			\$80,000	\$80,000	
Social Work Services	\$0	\$58,432	\$65,954	\$65,954	-
Psychological Services	\$153,061	\$153,704	\$153,704	\$643	0.4%
Speech Pathology	\$359,738	\$348,085	\$342,325	(\$17,413)	(4.8%)
Occupational Therapy - Relate	\$165,860	\$136,019	\$136,019	(\$29,841)	(18.0%)
Physical Therapy Services	<u>\$0</u>	<u>\$73,307</u>	<u>\$89,133</u>	<u>\$89,133</u>	<u>-</u>
TOTAL Other Special Programs	\$678,659	\$769,546	\$787,135	\$108,476	16.0%
Summer School	<u>\$19,946</u>	<u>\$35,600</u>	<u>\$37,297</u>	<u>\$17,351</u>	<u>87.0%</u>
<b>TOTAL ARTICLE 2 - Special Ed</b>	<b>\$4,174,217</b>	<b>\$4,304,491</b>	<b>\$4,253,874</b>	<b>\$79,657</b>	<b>1.9%</b>
<b>CTE Instruction:</b>					
3. CTE Instruction	<u>\$951,336</u>	<u>\$836,685</u>	<u>\$836,685</u>	<u>(\$114,651)</u>	<u>(12.1%)</u>
<b>MCST</b>	<b>\$951,336</b>	<b>\$836,685</b>	<b>\$836,685</b>	<b>(\$114,651)</b>	<b>(12.1%)</b>
<b>Other instruction (including summer school and extracurricular instruction):</b>					
6. Co-curricular	\$101,488	\$84,773	\$75,892	(\$25,596)	(25.2%)
10. Extra-curricular	<u>\$506,757</u>	<u>\$551,910</u>	<u>\$480,155</u>	<u>(\$26,602)</u>	<u>(5.2%)</u>
<b>TOTAL ARTICLE 4 - Other Inst</b>	<b>\$608,245</b>	<b>\$636,683</b>	<b>\$556,046</b>	<b>(\$52,199)</b>	<b>(8.6%)</b>
<b>Student and staff support:</b>					
<i>Student Support Services</i>					
12. Guidance Services	\$612,325	\$585,921	\$565,533	(\$46,792)	(7.6%)
13. Health Services	\$281,858	\$295,363	\$295,363	\$13,505	4.8%
16. Instructional Technology	\$947,112	\$1,077,731	\$1,078,316	\$131,204	13.9%
23. Other Student Support Services	<u>\$53,753</u>	<u>\$27,223</u>	<u>\$27,223</u>	<u>(\$26,530)</u>	<u>(49.4%)</u>
<b>TOTAL Student Support Services</b>	<b>\$1,895,048</b>	<b>\$1,986,238</b>	<b>\$1,966,435</b>	<b>\$71,387</b>	<b>3.8%</b>
<i>Staff Support Services</i>					
14. Improvement of Instruction	\$225,994	\$183,912	\$208,042	(\$17,952)	(7.9%)
15. Improvement of Staff Training	\$97,556	\$121,730	\$129,230	\$31,674	32.5%
17. Library Services	\$385,198	\$380,926	\$298,470	(\$86,728)	(22.5%)
30. Student Assessment	<u>\$57,260</u>	<u>\$27,910</u>	<u>\$27,910</u>	<u>(\$29,350)</u>	<u>(51.3%)</u>
TOTAL Staff Support Services	<u>\$766,008</u>	<u>\$714,478</u>	<u>\$663,653</u>	<u>(\$102,355)</u>	<u>(13.4%)</u>
<b>TOTAL ARTICLE 5 - Support</b>	<b>\$2,661,056</b>	<b>\$2,700,716</b>	<b>\$2,630,088</b>	<b>(\$30,968)</b>	<b>(1.2%)</b>
<b>System administration:</b>					
32 System Administration					
School Board	\$78,203	\$100,972	\$115,972	\$37,769	48.3%
Superintendent's Office	\$309,431	\$204,947	\$207,881	(\$101,550)	(32.8%)
CONTINGENCY			\$55,000		
Business Office	<u>\$314,612</u>	<u>\$354,647</u>	<u>\$298,759</u>	<u>(\$15,853)</u>	<u>(5.0%)</u>
<b>TOTAL ARTICLE 6 - System Admin</b>	<b>\$702,246</b>	<b>\$660,566</b>	<b>\$677,612</b>	<b>(\$24,634)</b>	<b>(3.5%)</b>

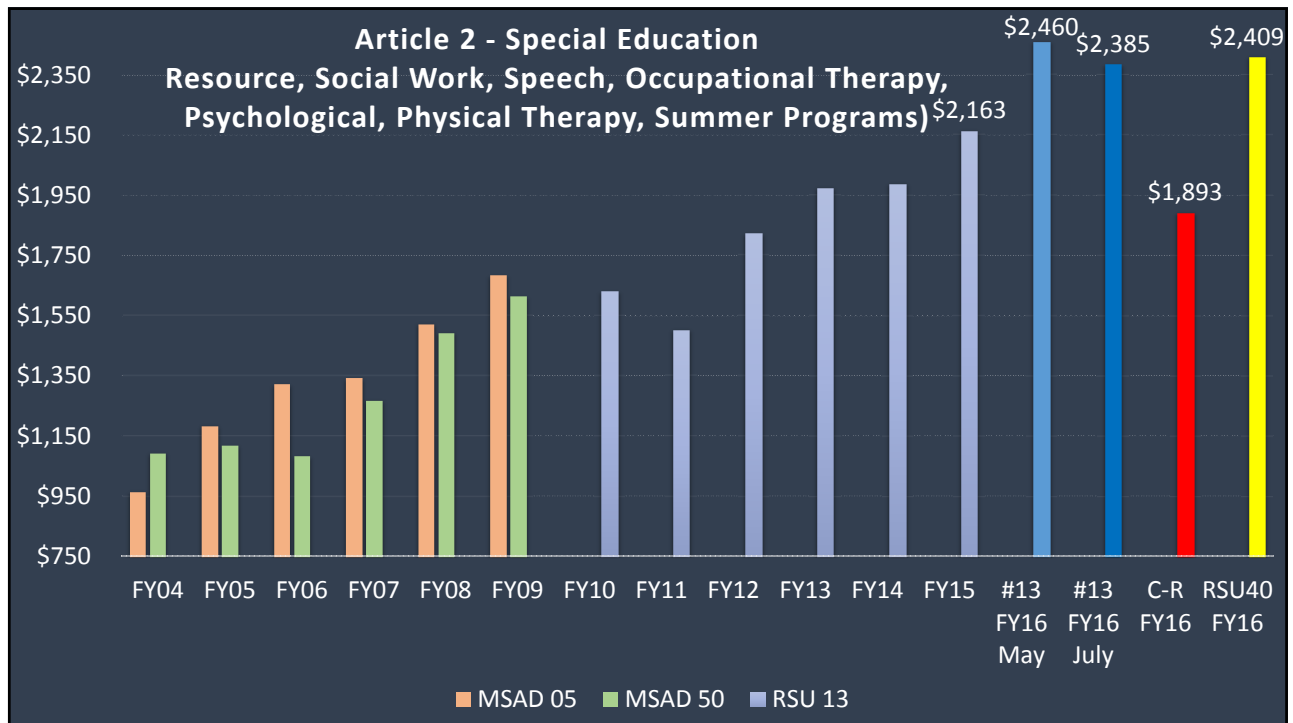
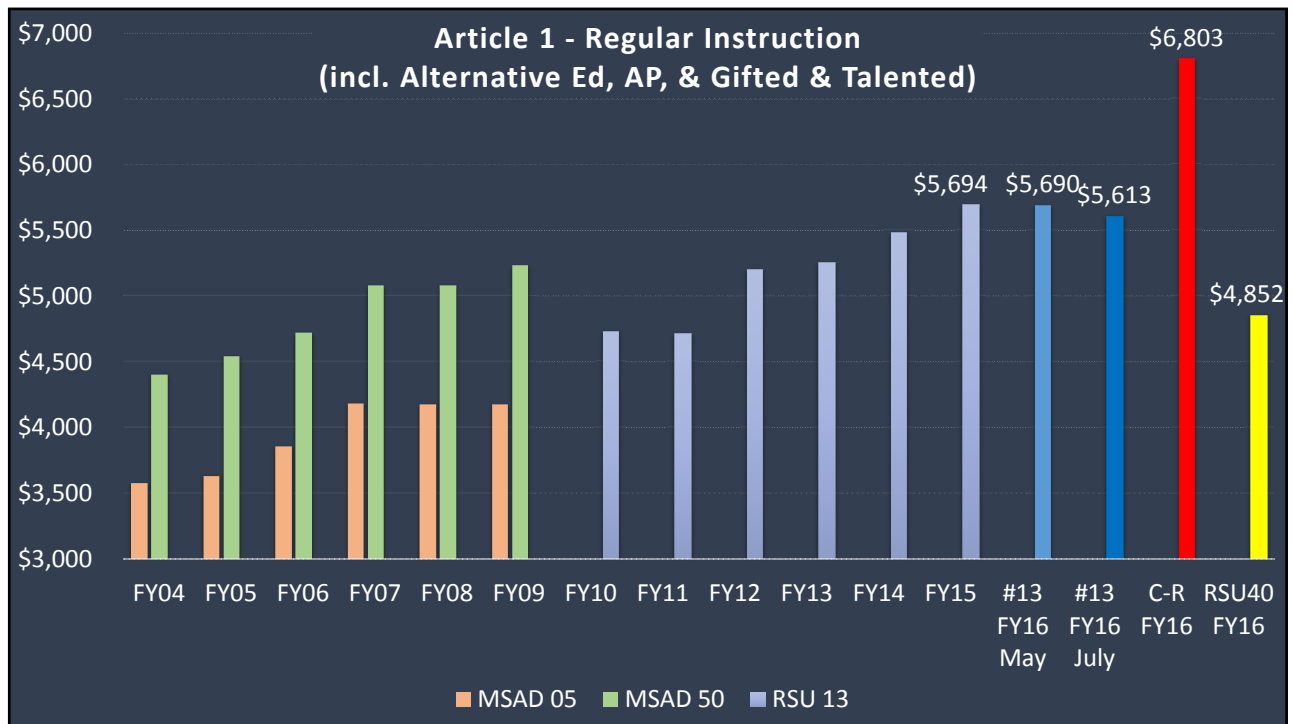
**RSU #13**  
**School Board Recommended - By Article**  
**July 16, 2015**

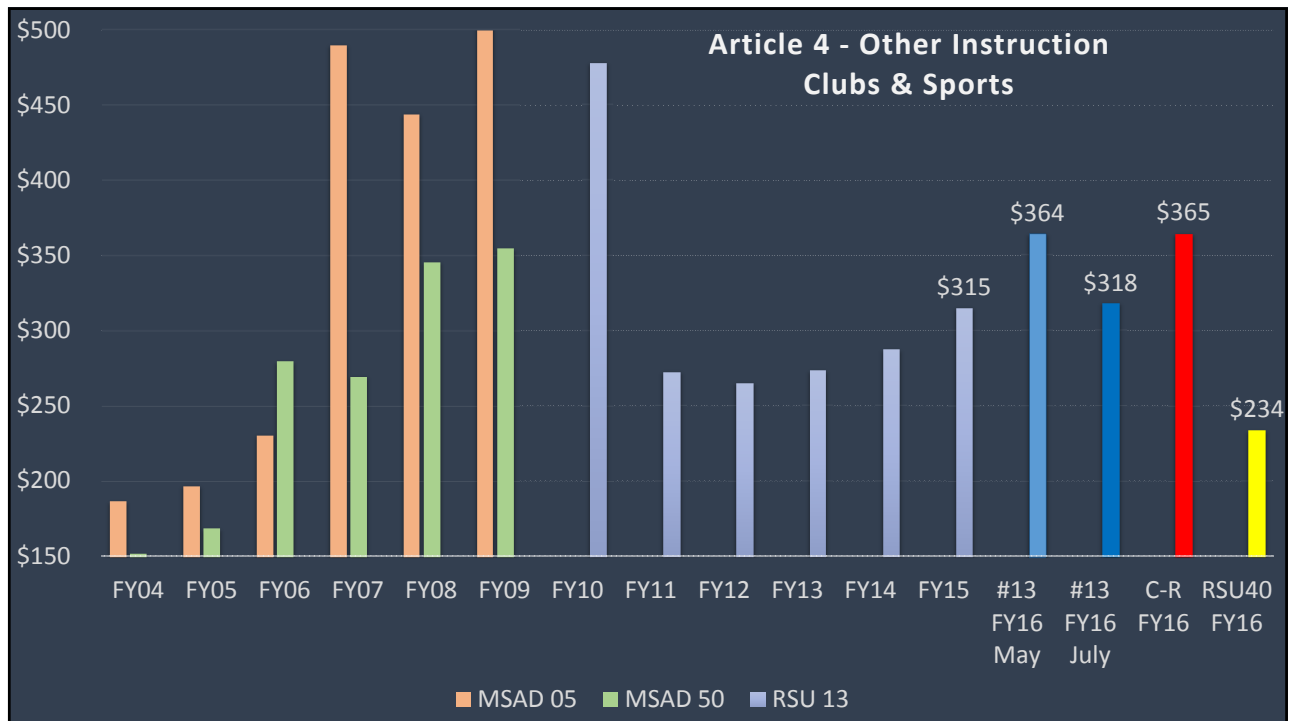
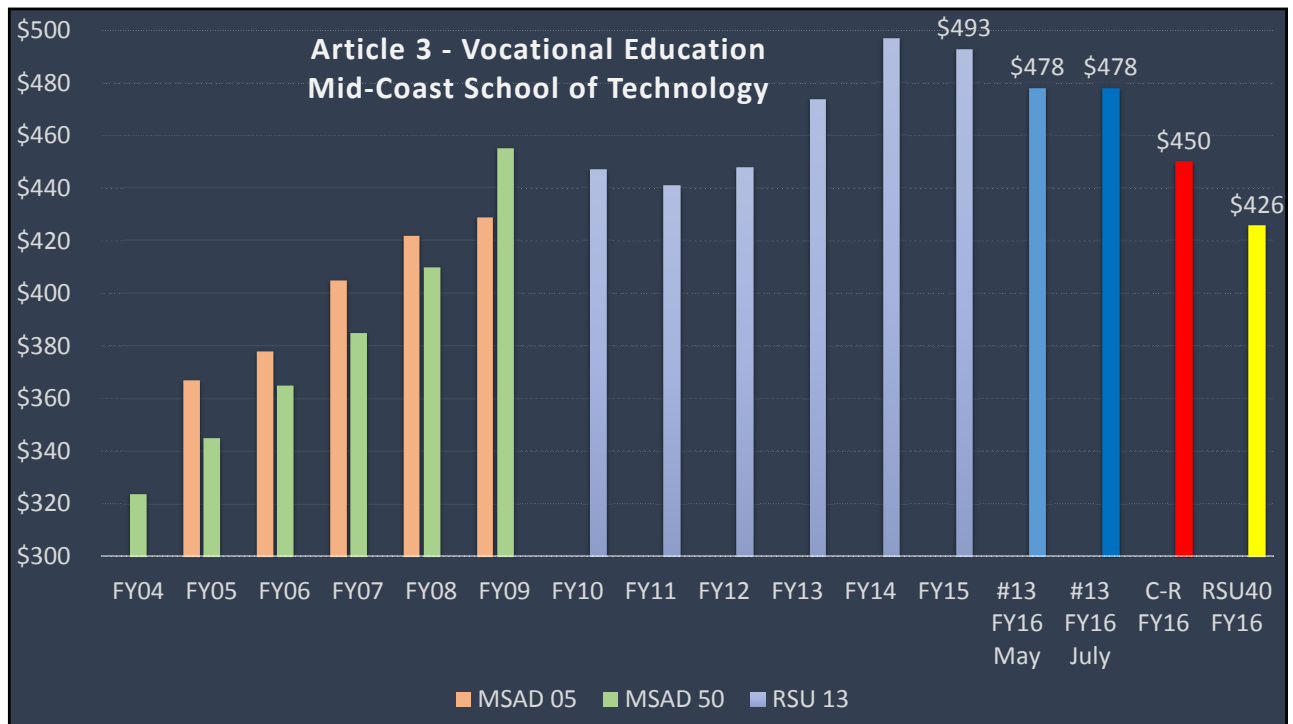
	FY15 Adopted Budget	FY16 Voter Rejected	FY16 Board Recommended	FY16 v FY15 \$ Increase (Decrease)	FY16 v FY15 % Increase (Decrease)
School administration:					
27 School Administration					
<b>TOTAL ARTICLE 7 -School Admin</b>	<b>\$1,518,498</b>	<b>\$1,499,626</b>	<b>\$1,410,385</b>	<b>(\$108,113)</b>	<b>(7.1%)</b>
Transportation and buses:					
33. Transportation					
<b>TOTAL ARTICLE 8 - Transport.</b>	<b>\$1,376,241</b>	<b>\$1,365,300</b>	<b>\$1,265,956</b>	<b>(\$110,285)</b>	<b>(8.0%)</b>
Facilities maintenance:					
22 Operation & Maintenance of Plant					
Operation & Maint. of Plant	\$3,195,307	\$3,166,590	\$2,810,913	(\$384,394)	(12.0%)
CONTINGENCY @ 3%			\$90,000	\$90,000	
Capital Enhancement & Improvement	\$0	\$0	\$0	\$0	-
Capital Renewal and Renovation	<u>\$45,000</u>	<u>\$42,914</u>	<u>\$42,914</u>	<u>(\$2,086)</u>	(4.6%)
<b>TOTAL ARTICLE 9 - Maintenance</b>	<b>\$3,240,307</b>	<b>\$3,209,504</b>	<b>\$2,943,827</b>	<b>(\$296,480)</b>	<b>(9.1%)</b>
Debt services and other commitments:					
<b>TOTAL ARTICLE 10 - Debt</b>	<b>\$784,802</b>	<b>\$434,364</b>	<b>\$434,364</b>	<b>(\$350,438)</b>	<b>(44.7%)</b>
All other expenditures, including child nutrition:					
Food Service Transfer	<u>\$170,000</u>	<u>\$258,000</u>	<u>\$258,000</u>	<u>\$88,000</u>	<u>51.8%</u>
<b>TOTAL ARTICLE 11 - Other</b>	<b>\$170,000</b>	<b>\$258,000</b>	<b>\$258,000</b>	<b>\$88,000</b>	<b>51.8%</b>
<b>TOTAL RSU #13 EXPENDITURES</b>	<b><u>\$27,175,985</u></b>	<b><u>\$25,864,891</u></b>	<b><u>\$25,240,636</u></b>	<b><u>(\$1,935,349)</u></b>	<b><u>(7.1%)</u></b>

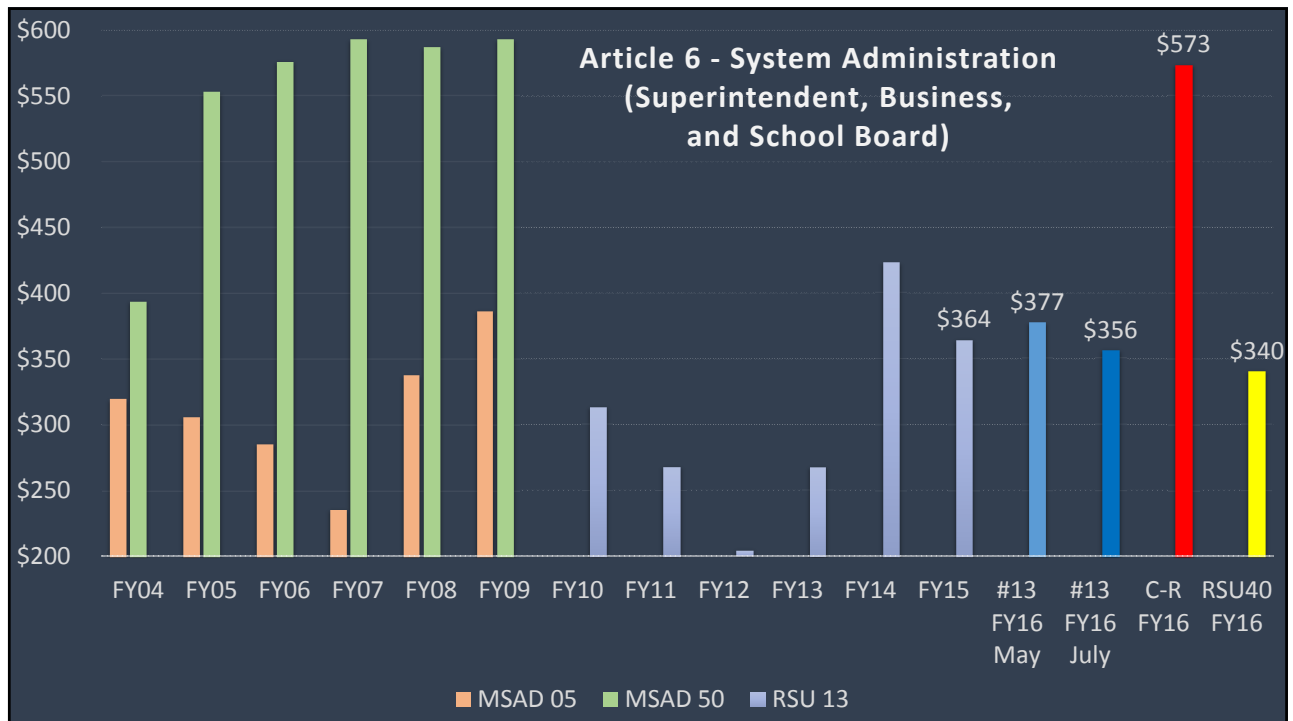
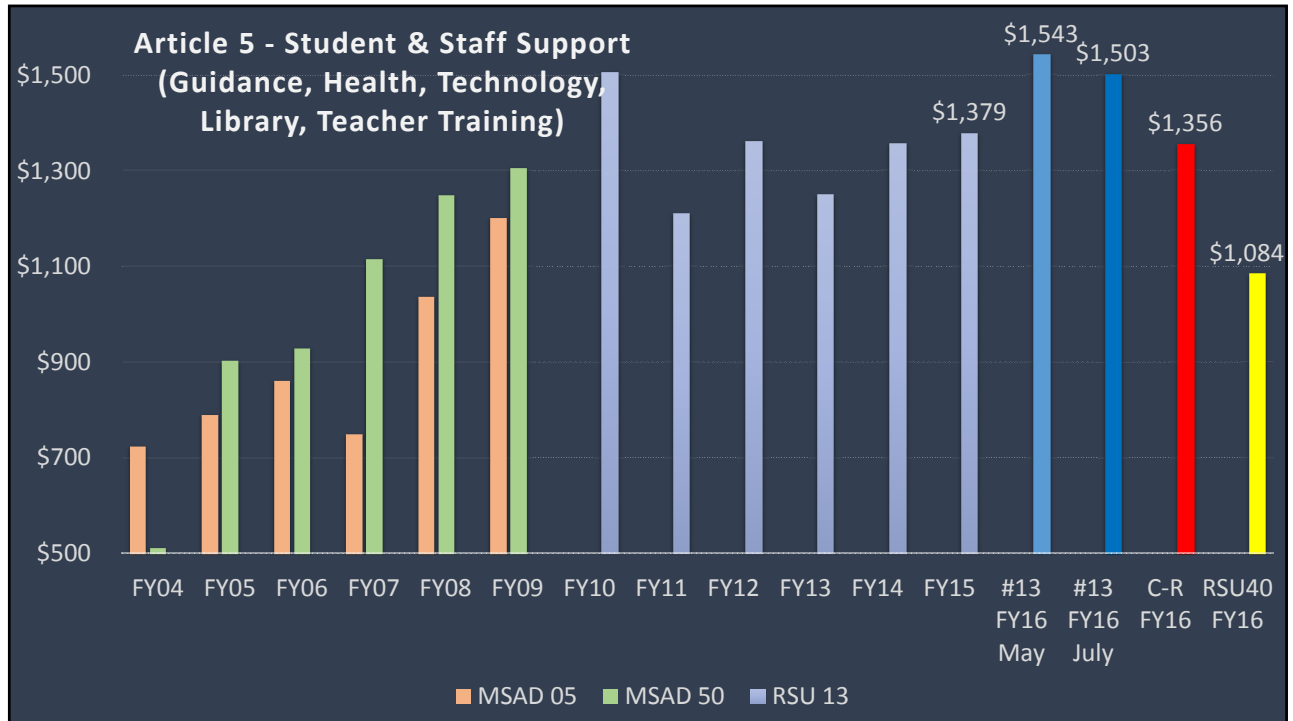
<b>REVENUE</b>					
Local Share EPS	\$17,824,689	\$15,147,864	\$14,874,921	(\$2,949,768)	(16.5%)
Local Only Debt Service	\$453,647	\$327,774	\$327,774	(\$125,873)	(27.7%)
Additional Local Share	\$5,325,022	\$6,411,320	\$5,667,065	\$342,043	6.4%
Tuition Other Schools - Reg Elementary	\$0	\$80,000	\$80,000	\$80,000	
Tuition Other Schools - Reg Secondary	\$0	\$635,000	\$635,000	\$635,000	
Tuition Other Schools - Special Ed K-8	\$25,000	\$145,000	\$145,000	\$120,000	480.0%
Tuition Other Schools - Special Ed 9-12	\$0	\$82,000	\$82,000	\$82,000	
Transportation Fees Other Government -ME	\$2,000	\$0	\$0	(\$2,000)	(100.0%)
Interest Revenues	\$9,000	\$8,325	\$8,325	(\$675)	(7.5%)
Event Admission Receipts - Secondary	\$12,000	\$16,500	\$16,500	\$4,500	37.5%
Misc. Revenue from Other Local Governmen	\$0	\$13,500	\$13,500	\$13,500	
Misc. Revenues - Sales & Refunds	\$30,000	\$15,000	\$15,000	(\$15,000)	(50.0%)
State Contribution	\$3,217,703	\$2,645,608	\$2,918,551	(\$299,152)	(9.3%)
State Agency Client Receipts - K-8	\$40,000	\$0	\$0	(\$40,000)	(100.0%)
National Board Certification Supplement	\$11,000	\$12,000	\$12,000	\$1,000	9.1%
E-Rate Reimbursement	\$25,924	\$25,000	\$25,000	(\$924)	(3.6%)
MaineCare/Medicaid	\$200,000	\$0	\$45,000	(\$155,000)	(77.5%)
Beginning Balance Carry Forward	<u>\$0</u>	<u>\$300,000</u>	<u>\$375,000</u>	<u>\$375,000</u>	
<b>GRAND TOTAL</b>	<b><u>\$27,175,985</u></b>	<b><u>\$25,864,891</u></b>	<b><u>\$25,240,636</u></b>	<b><u>(\$1,935,349)</u></b>	<b><u>(5.9%)</u></b>

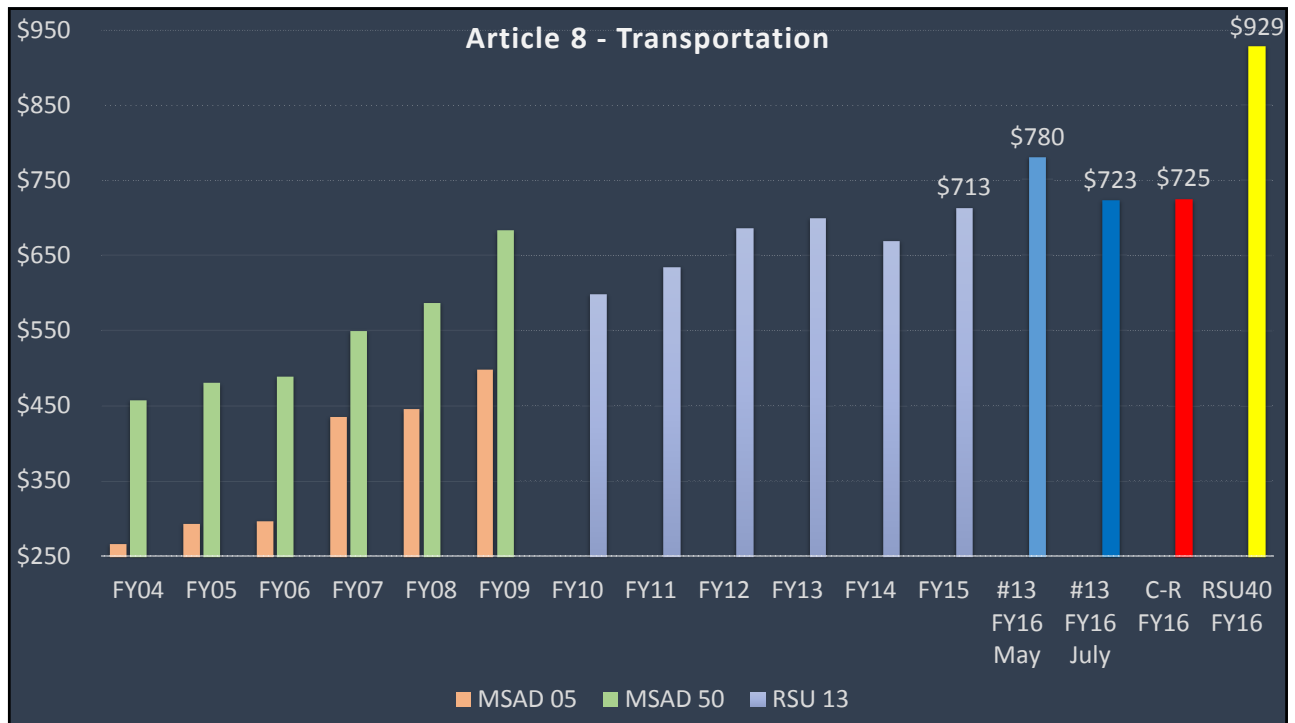
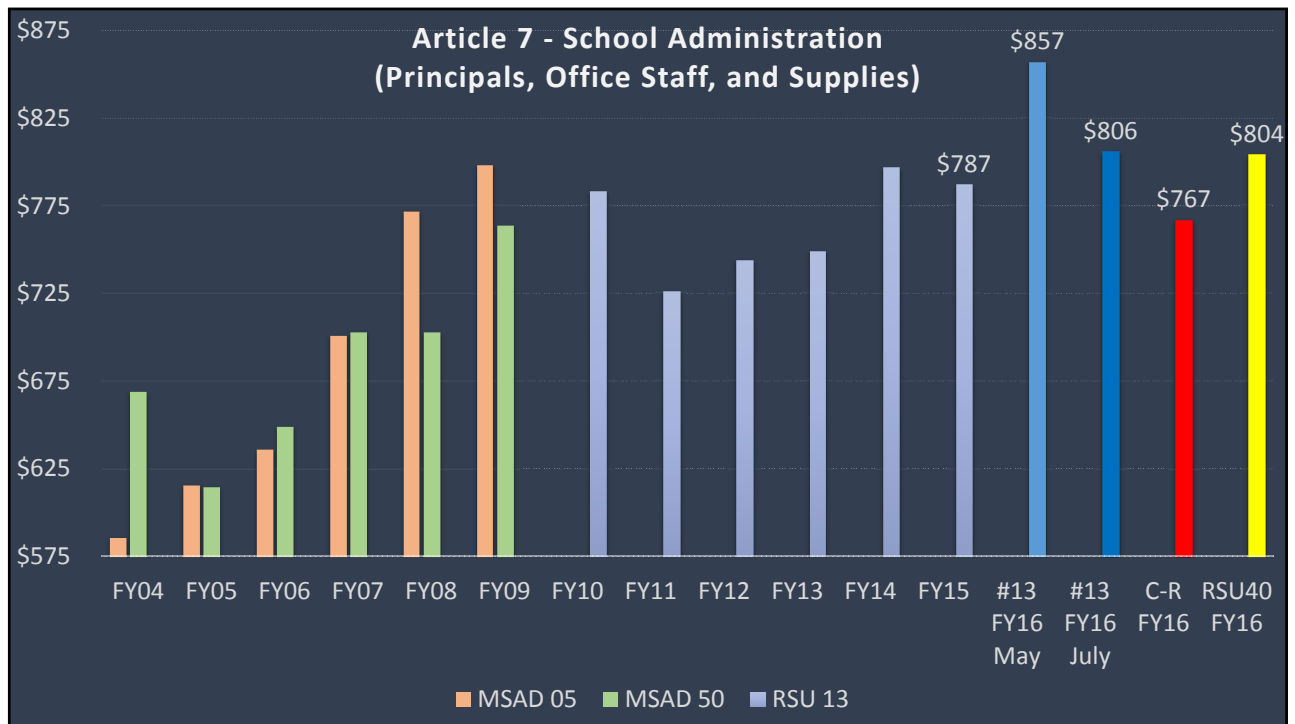
**RSU #13**  
**Summary of Major Adjustments from May FY16 Budget**

	Article 1	Article 2	Article 4	Article 5	Article 6	Article 7	Article 8	Article 9	Net Effect
	Regular Instr.	Special Ed.	Other Instr.	Student & Staff Support	System Admin	School Admin	Transportation	Facilities	
<b>Revenue</b>									
State Contribution									\$ (272,000)
MaineCare (FY15 Actual)									\$ (45,000)
Increased use of Fund Balance Carry Forward									\$ (75,000)
<b>Expenditures</b>									
Reconfiguration of Teaching and Ed Tech Staff	\$ (190,000)								\$ (190,000)
<i>Added Contingency</i>	\$ 150,000								\$ 150,000
Reduction of 3 open positions less the addition of contracted outside services to replace a portion.		\$ (130,000)							\$ (130,000)
<i>Added Contingency</i>		\$ 80,000							\$ 80,000
Reduction and Alignment of Stipend and Purchased Services for Athletics			\$ (80,000)						\$ (80,000)
Cover Library using reconfiguration of Ed Techs and p/t Guidance reduction				\$ (70,000)					\$ (70,000)
Reduction of Central Office Staff by 0.5 FTE									
Re-allocation of Paper Supplies to schools, and Additional \$15,000 for legal.					\$ (40,000)	\$ 20,000			\$ (20,000)
<i>Added Contingency</i>					\$ 55,000				\$ 55,000
Reduce School Administration by Asst Principal @ RDMS plus additional supply reduction based on FY15	\$ 55,000					\$ (110,000)			\$ (55,000)
Reduction of Transportation through efficiencies and enforcement of Field Trip criteria plus other efficiencies to be identified							\$ (100,000)		\$ (100,000)
Reduce Custodial Staffing and Supplies through reconfiguration of staff and supervisor								\$ (86,000)	\$ (86,000)
Reduce Maintenance using FY15 Actual as well as contracted and anticipated savings in district-wide purchasing and contracting.								\$ (269,000)	\$ (269,000)
<i>Added Contingency</i>								\$ 90,000	\$ 90,000
<b>Total By Article</b>	\$ 15,000	\$ (50,000)	\$ (80,000)	\$ (70,000)	\$ 15,000	\$ (90,000)	\$ (100,000)	\$ (265,000)	<b>\$ (1,017,000)</b>

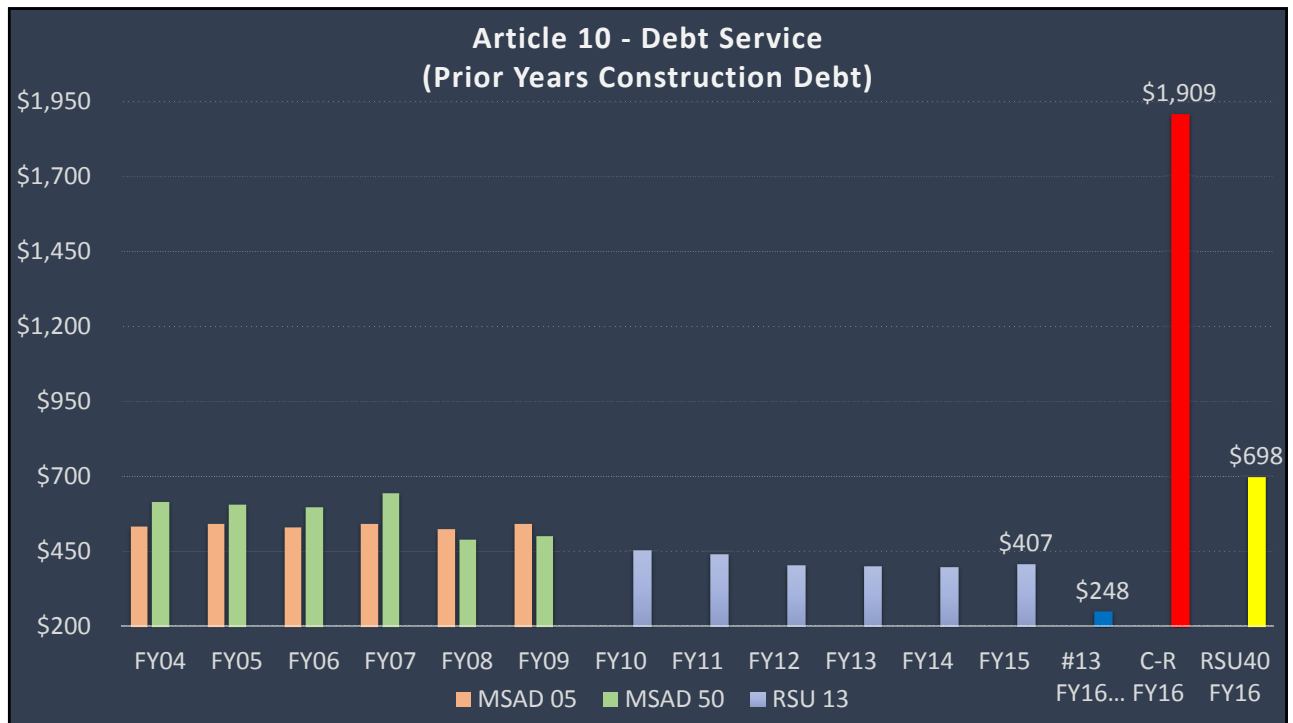
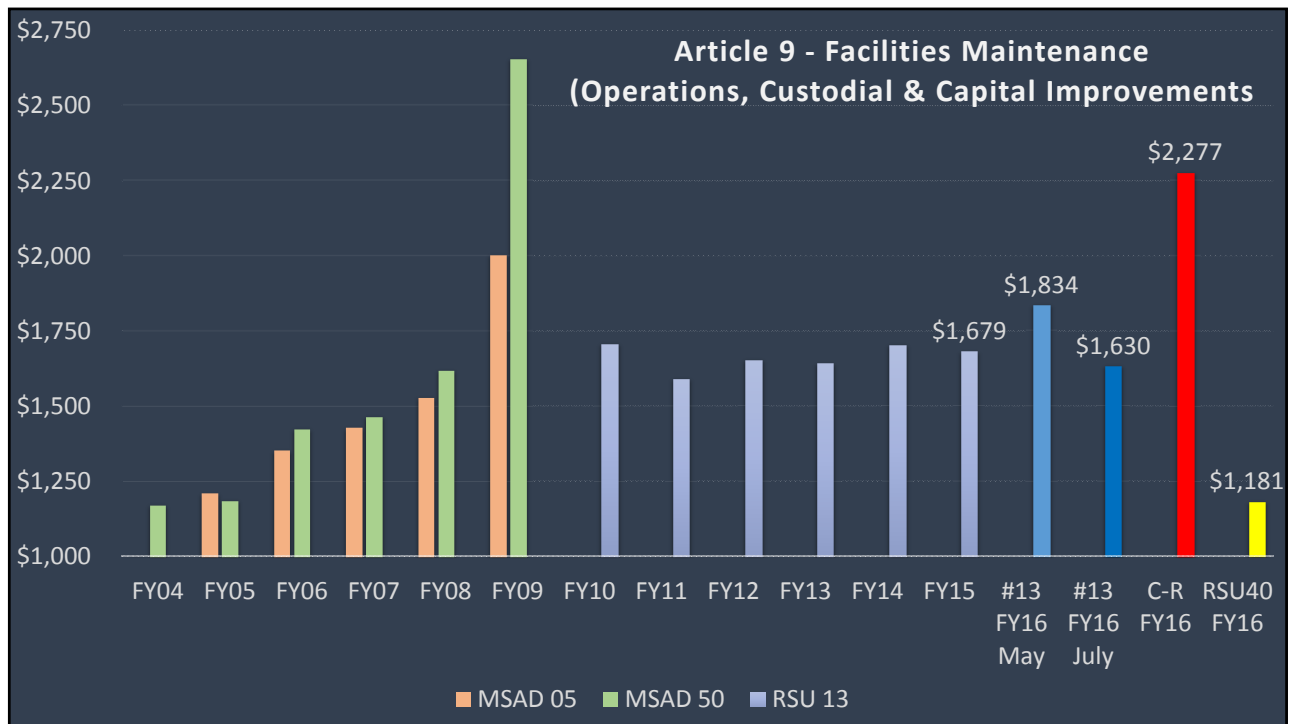


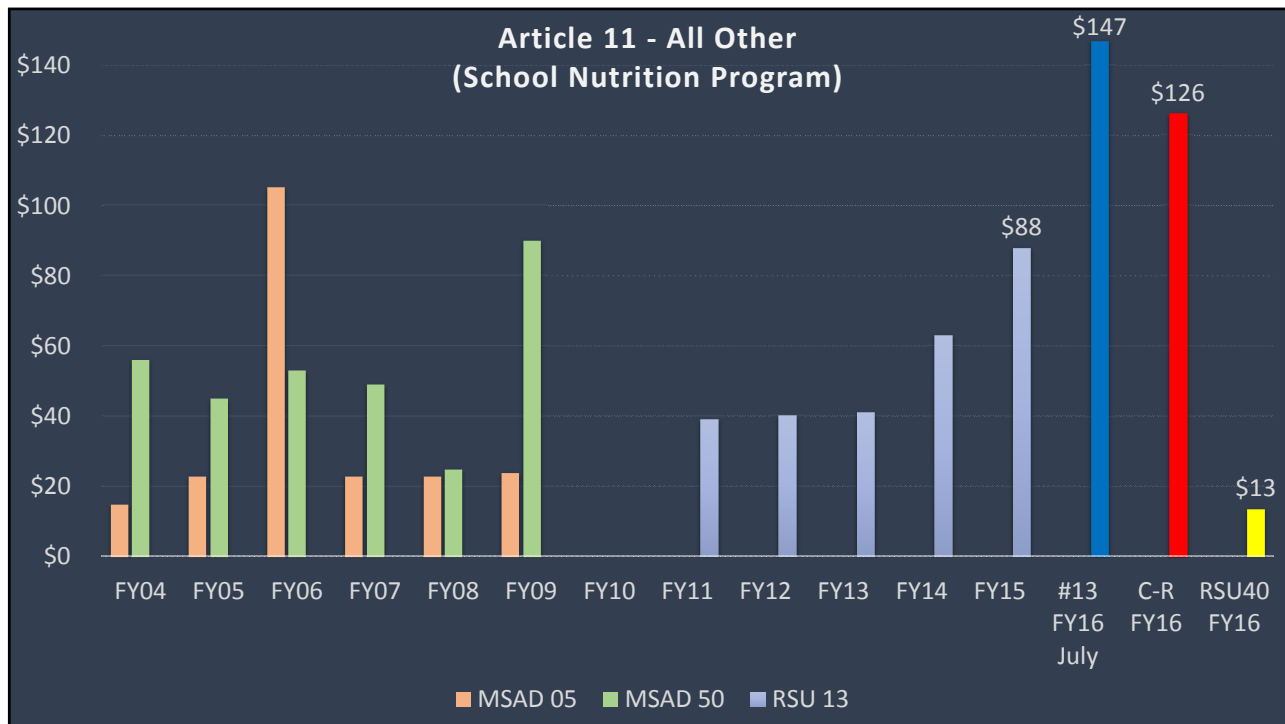












### Article 12 – Essential Programs & Services (EPS)

(State’s calculation of each member’s required minimum assessment for state required programs)

<u>EPS appropriation amount as determined by the Maine DOE</u>		<u>The amount of the left column to be appropriated by each town</u> <small>(State subsidy is the difference)</small>	
Town of Cushing	<b>\$2,243,915.90</b>	Town of Cushing	<b>\$2,243,772.33</b>
Town of Owls Head	<b>\$1,717,396.22</b>	Town of Owls Head	<b>\$1,717,396.22</b>
City of Rockland	<b>\$7,909,573.55</b>	City of Rockland	<b>\$6,304,042.83</b>
Town of So. Thomaston	<b>\$1,933,176.18</b>	Town of So. Thomaston	<b>\$1,933,176.18</b>
Town of Thomaston	<b>\$3,989,409.96</b>	Town of Thomaston	<b>\$2,676,533.17</b>
<b>Total Appropriated</b>	<b><u>\$17,793,471.81</u></b>	<b>Total Raised</b>	<b><u>\$14,874,920.73</u></b>

Article 13 – Debt Service  
 Local amount of previously approved  
 non-state-funded school construction projects

**\$327,773.61**

Cushing Community School	\$112,665.96
Rockland District Middle School	<u>\$215,107.65</u>
	<u>\$327,773.61</u>

Article 13 – Local Debt

	<u>Additional Local</u>	<u>Local Debt</u>	<u>Required Local</u>	<u>TOTAL Local</u>
Cushing	\$ 765,620.51	\$ 44,282.21	\$ 2,243,772.33	\$ 3,053,675.05
Owls Head	\$ 877,828.40	\$ 50,772.13	\$ 1,717,396.22	\$ 2,645,996.75
Rockland	\$ 2,297,994.93	\$ 132,912.20	\$ 6,304,042.83	\$ 8,734,949.96
South Thomaston	\$ 720,283.98	\$ 41,660.03	\$ 1,933,176.18	\$ 2,695,120.19
Thomaston	\$ 1,005,337.36	\$ 58,147.04	\$ 2,676,533.17	\$ 3,740,017.57
	<u>\$ 5,667,065.18</u>	<u>\$ 327,773.61</u>	<u>\$ 14,874,920.73</u>	<u>\$ 20,869,759.52</u>



Article 14 – Additional Local – **WRITTEN VOTE REQUIRED**

The difference between the total amounts of budgeted expenditures less the required local amounts from the member towns and the state over and above the state EPS model.

**\$5,667,065.18**

The Essential Programs and Services funding model does not fully support all of the costs associated with operating a comprehensive K-12 educational program, such as athletics/co-curricular activities, special education programs, alternative education programs, maintenance and transportation, nor does it recognize and account for the costs associated with maintaining small class sizes, operating small elementary schools in each community, and offering a broad level of advanced academic programming.

Article 14 – Additional Local – **WRITTEN VOTE REQUIRED**

	<u>Additional Local</u>	<u>Local Debt</u>	<u>Required Local</u>	<u>TOTAL Local</u>
Cushing	\$ 765,620.51	\$ 44,282.21	\$ 2,243,772.33	\$ 3,053,675.05
Owls Head	\$ 877,828.40	\$ 50,772.13	\$ 1,717,396.22	\$ 2,645,996.75
Rockland	\$ 2,297,994.93	\$ 132,912.20	\$ 6,304,042.83	\$ 8,734,949.96
South Thomaston	\$ 720,283.98	\$ 41,660.03	\$ 1,933,176.18	\$ 2,695,120.19
Thomaston	\$ 1,005,337.36	\$ 58,147.04	\$ 2,676,533.17	\$ 3,740,017.57
	<u>\$ 5,667,065.18</u>	<u>\$ 327,773.61</u>	<u>\$ 14,874,920.73</u>	<u>\$ 20,869,759.52</u>



### Article 15 - Summary

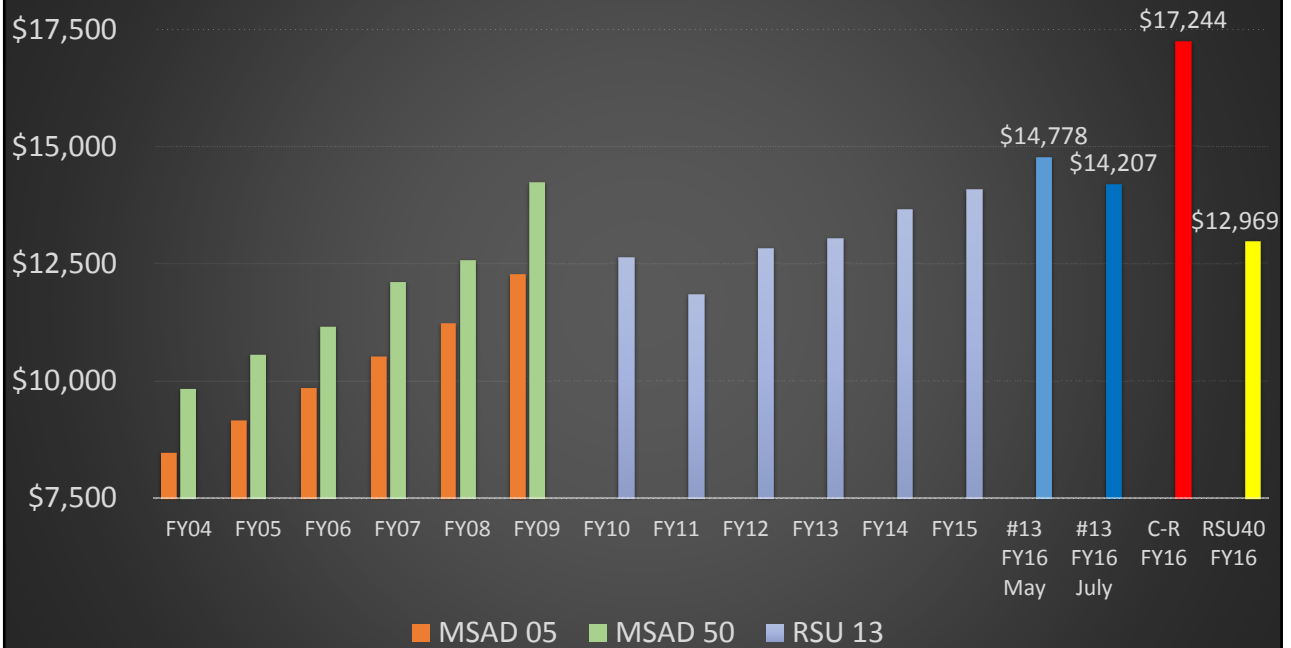
	<u>Add. Local +</u>	<u>Required Local</u>	<u>State Subsidy</u>	<u>TOTAL</u>
Cushing	\$ 809,902.72	\$ 2,243,772.33	\$ 143.57	\$ 3,053,818.62
Owls Head	\$ 928,600.53	\$ 1,717,396.22	\$ -	\$ 2,645,996.75
Rockland	\$ 2,430,907.13	\$ 6,304,042.83	\$ 1,605,530.72	\$ 10,340,480.68
South Thomaston	\$ 761,944.01	\$ 1,933,176.18	\$ -	\$ 2,695,120.19
Thomaston	\$ 1,063,484.40	\$ 2,676,533.17	\$ 1,312,876.79	\$ 5,052,894.36
	<u>\$ 5,994,838.79</u>	<u>\$ 14,874,920.73</u>	<u>\$ 2,918,551.08</u>	<u>\$ 23,788,310.60</u>

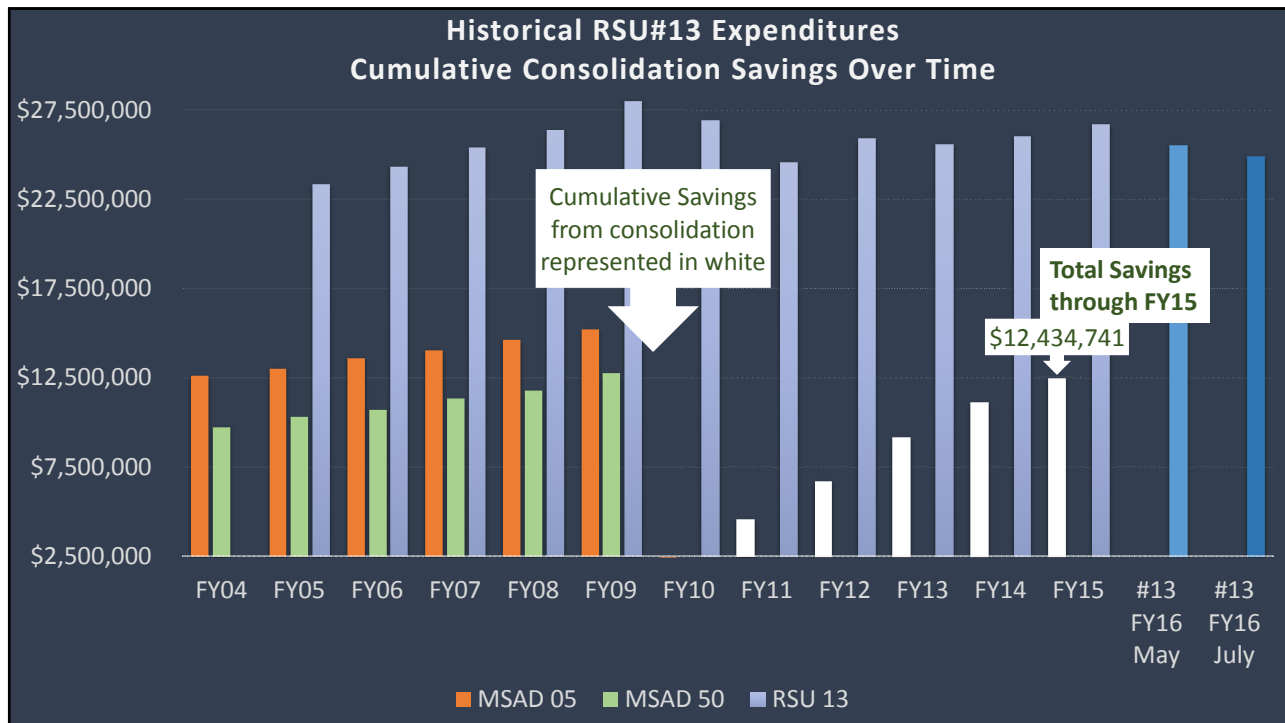
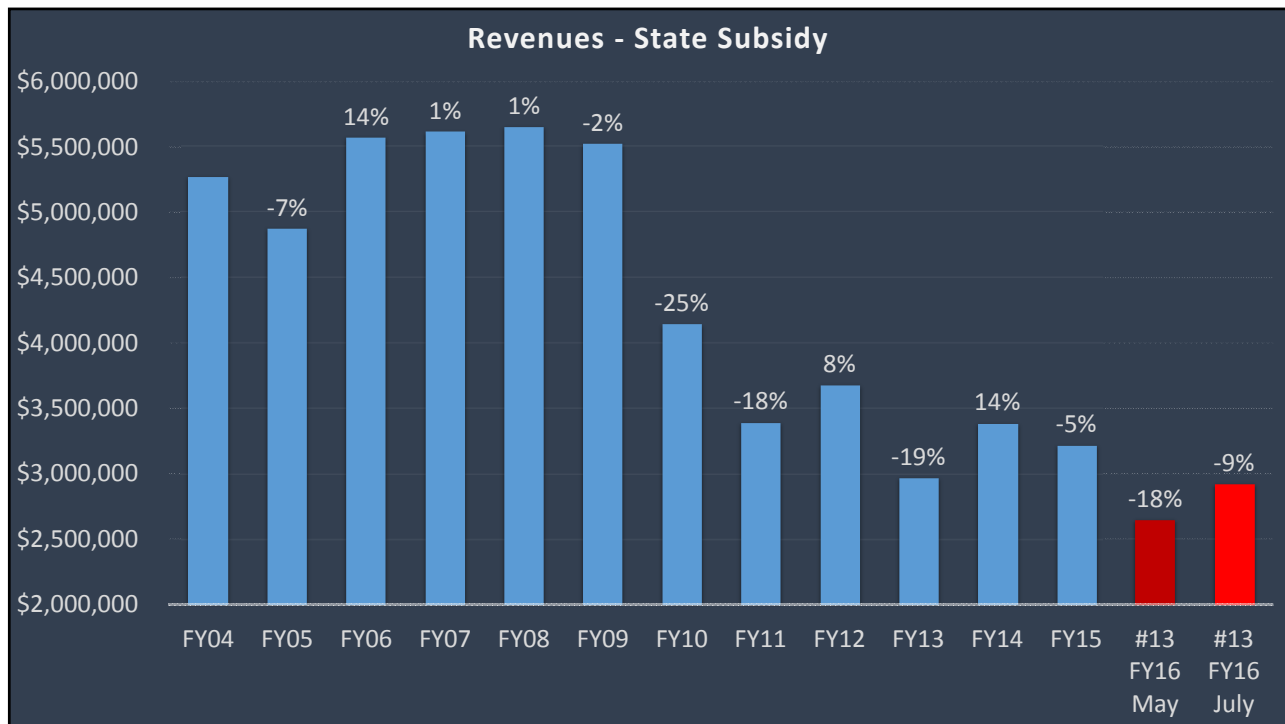


Other Income = \$ 1,452,325.00

Total Budget = \$25,240,635.60

### Article 15 - Summary





Article 17 –Local Share of Adult Education – RSU #13

The difference between the total amounts of budgeted expenditures less other revenue from tuition, etc..

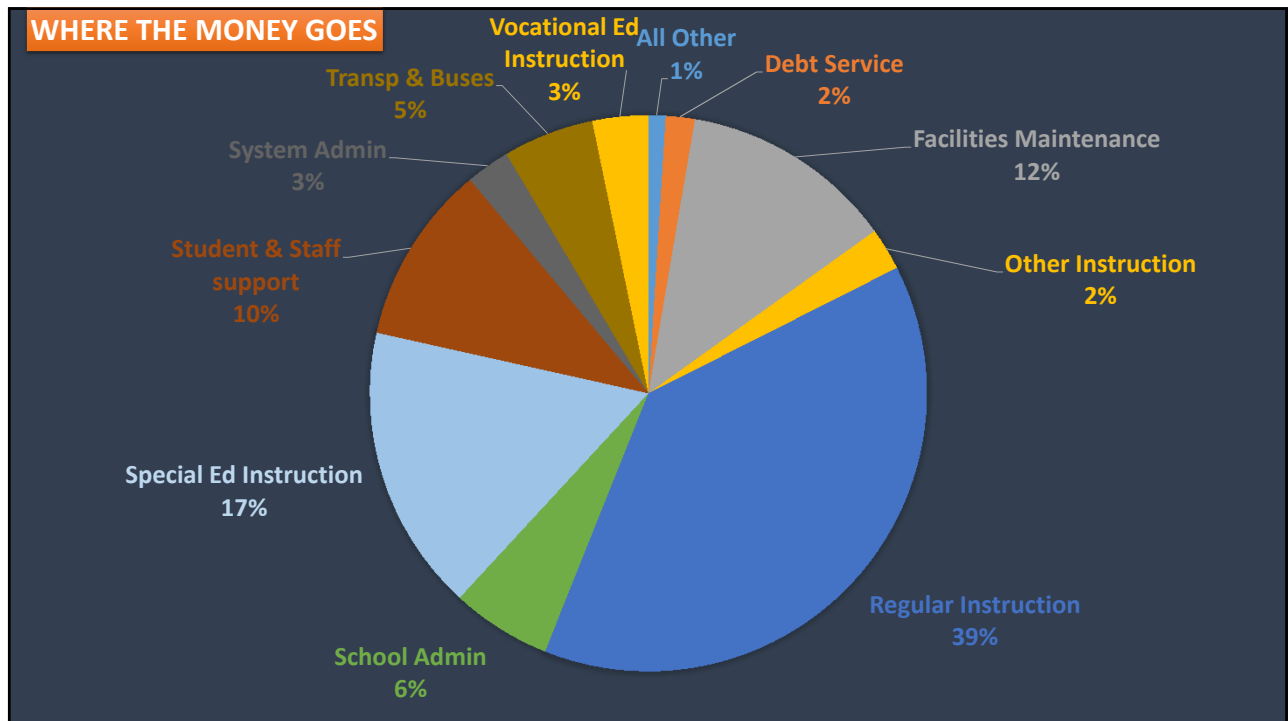
Article 17 –Total Adult Education Budget

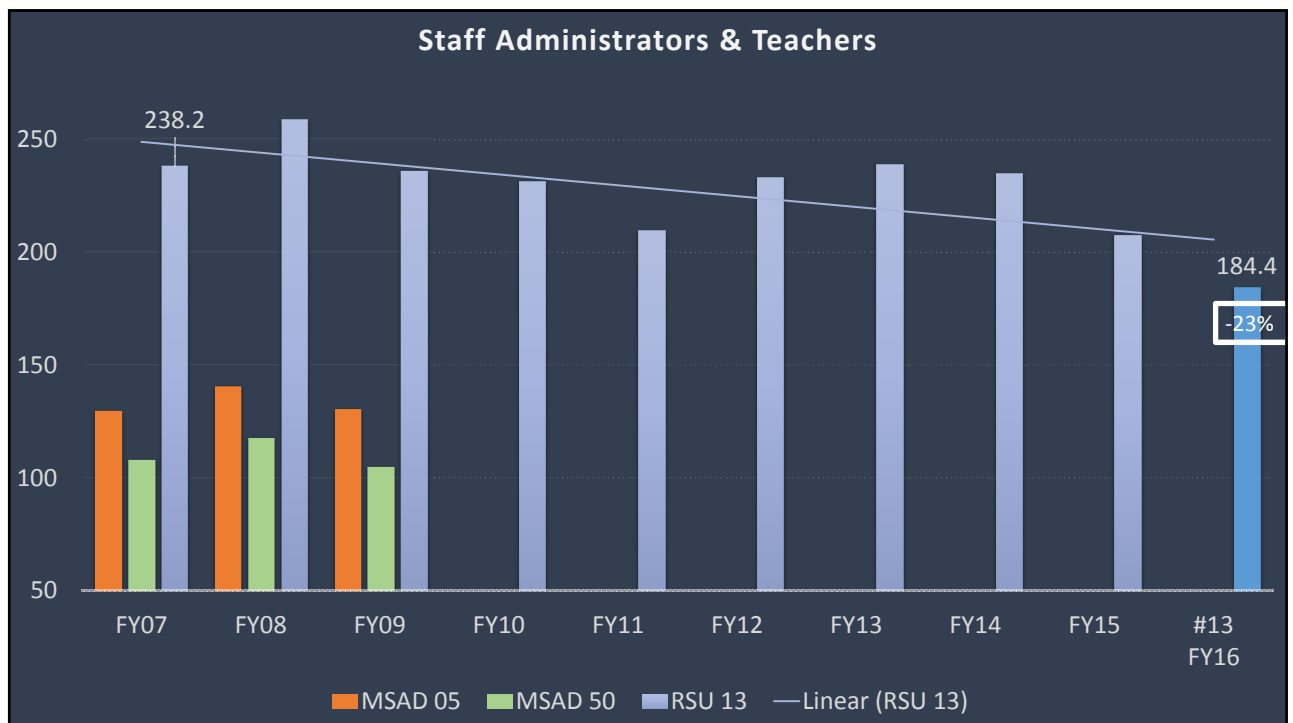
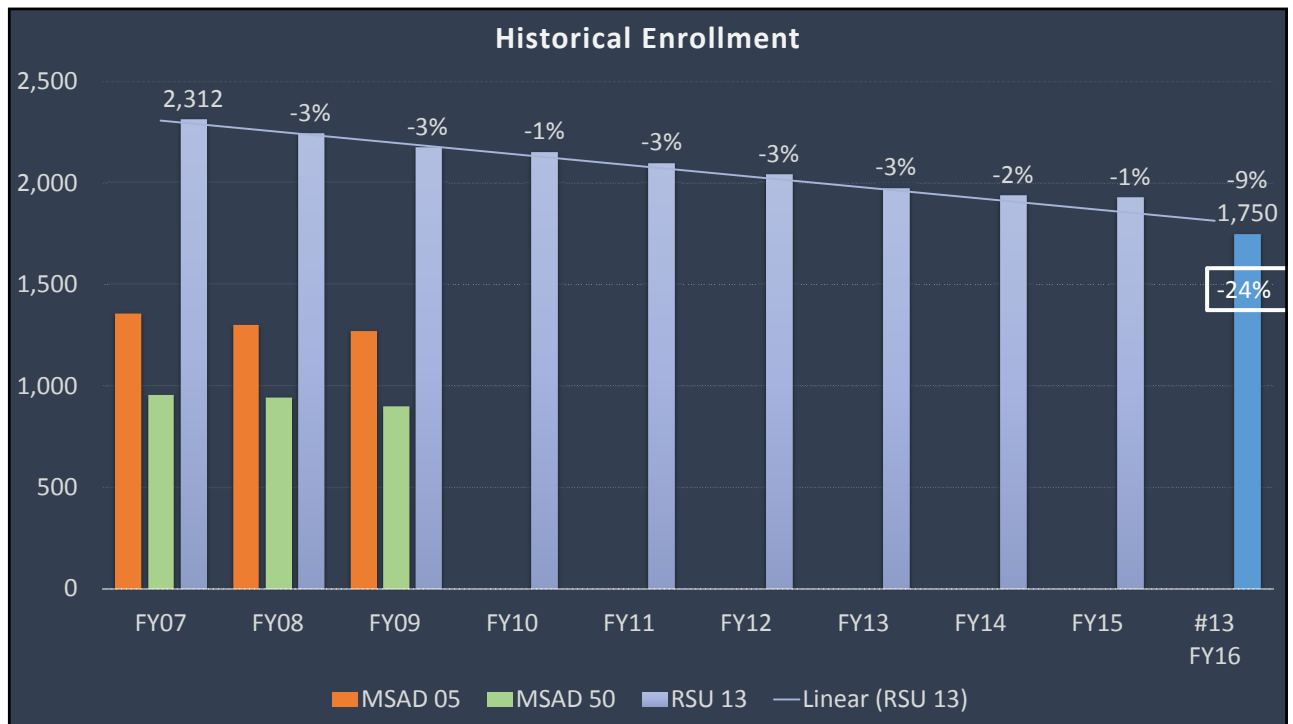
**\$143,087.70**

Article 17 –Total Local Share

**\$95,087.70**

	Adult Ed
	Local
Cushing	\$ 12,846.35
Owls Head	\$ 14,729.08
Rockland	\$ 38,558.06
So. Thomaston	\$ 12,085.65
Thomaston	\$ 16,868.56
	<u>\$ 95,087.70</u>







	AVG Resident Pupils				2014/2013/2012 Three-Year Average		25% 75%		Blended
	2012	2013	2014	3-Year	State Valuation	Students	Valuation		
Cushing	206.0	207.5	203.5	205.7	\$ 272,633,333	12.35%	13.89%	13.51%	
Owls Head	181.0	166.0	158.5	168.5	\$ 339,233,333	10.12%	17.29%	15.49%	
Rockland	772.0	753.0	730.0	751.7	\$ 765,983,333	45.12%	39.03%	40.55%	
South Thomaston	192.0	187.0	178.5	185.8	\$ 259,516,667	11.16%	13.22%	12.71%	
Thomaston	351.5	349.0	362.0	354.2	\$ 325,216,667	21.26%	16.57%	17.74%	
				1665.8	\$ 1,962,583,333	100.00%	100.00%	100.00%	
to adjust Budget by \$ amount:		or %				25%	75%		
\$		375,000.00	0%						

		Local Debt and Additional Local	Required Local	TOTAL Local Contribution	Adult Ed Local
Total RSU #13 Budget	\$ 25,240,635.60				
State Subsidy	\$ (2,918,551.08)	Cushing \$ 809,902.72	\$ 2,243,772.33	\$ 3,053,675.05	\$ 12,846.35
Other RSU#13 Income	\$ (1,452,325.00)	Owls Head \$ 928,600.53	\$ 1,717,396.22	\$ 2,645,996.75	\$ 14,729.08
TOTAL Local Contribution	\$ 20,869,759.52	Rockland \$ 2,430,907.13	\$ 6,304,042.83	\$ 8,734,949.96	\$ 38,558.06
Required Local	\$ 14,874,920.73	South Thomaston \$ 761,944.01	\$ 1,933,176.18	\$ 2,695,120.19	\$ 12,085.65
Local Debt	\$ 327,773.61	Thomaston \$ 1,063,484.40	\$ 2,676,533.17	\$ 3,740,017.57	\$ 16,868.56
Additional Local	\$ 5,667,065.18	RSU #13 \$ 5,994,838.79	\$ 14,874,920.73	\$ 20,869,759.52	\$ 95,087.70

Change in Assessment	TOTAL Local Contribution		Additional Local		Adult Ed Local
	FY16	FY15	FY16 vs. FY15		
	Cushing \$ 3,053,675.05	\$ 2,723,505.00	\$ 330,170.05	12.1%	\$ 3,126.35
	Owls Head \$ 2,645,996.75	\$ 2,466,132.00	\$ 179,864.75	7.3%	\$ 3,105.08
	Rockland \$ 8,734,949.96	\$ 8,026,291.00	\$ 708,658.96	8.8%	\$ 7,661.06
	South Thomaston \$ 2,695,120.19	\$ 2,592,376.00	\$ 102,744.19	4.0%	\$ 2,251.65
	Thomaston \$ 3,740,017.57	\$ 3,376,624.00	\$ 363,393.57	10.8%	\$ 3,689.56
	RSU #13 \$ 20,869,759.52	\$ 19,184,928.00	\$ 1,684,831.52	8.8%	\$ 19,833.70

Change in Mil Rate - School Portion (estimate)	TOTAL Local Contribution		Additional Local	
	FY16	FY15	per \$1,000	per \$100,000
	Cushing \$ 10.81	\$ 10.15	\$ 0.67	\$ 66.61
	Owls Head \$ 7.78	\$ 7.40	\$ 0.38	\$ 38.32
	Rockland \$ 11.62	\$ 10.49	\$ 1.13	\$ 112.97
	South Thomaston \$ 10.89	\$ 10.33	\$ 0.56	\$ 56.32
	Thomaston \$ 11.41	\$ 10.44	\$ 0.97	\$ 97.35
	RSU #13 \$ 10.71	\$ 9.88	\$ 0.82	\$ 82.37

	AVG Resident Pupils				2014/2013/2012 Three-Year Average State		25% 75%		Blended
	2012	2013	2014	3-Year	Valuation	Students	Valuation		
Cushing	206.0	207.5	203.5	205.7	\$ 272,633,333	12.35%	13.89%	13.51%	
Owls Head	181.0	166.0	158.5	168.5	\$ 339,233,333	10.12%	17.29%	15.49%	
Rockland	772.0	753.0	730.0	751.7	\$ 765,983,333	45.12%	39.03%	40.55%	
South Thomaston	192.0	187.0	178.5	185.8	\$ 259,516,667	11.16%	13.22%	12.71%	
Thomaston	351.5	349.0	362.0	354.2	\$ 325,216,667	21.26%	16.57%	17.74%	
				1665.8	\$ 1,962,583,333	100.00%	100.00%	100.00%	
to adjust Budget by \$ amount:		or %				25%	75%		
\$		375,000.00	0%						

		Local Debt and Additional Local	Required Local	TOTAL Local Contribution	Adult Ed Local
Total RSU #13 Budget	\$ 25,240,635.60				
State Subsidy	\$ (2,918,551.08)	Cushing \$ 809,902.72	\$ 2,243,772.33	\$ 3,053,675.05	\$ 12,846.35
Other RSU#13 Income	\$ (1,452,325.00)	Owls Head \$ 928,600.53	\$ 1,717,396.22	\$ 2,645,996.75	\$ 14,729.08
TOTAL Local Contribution	\$ 20,869,759.52	Rockland \$ 2,430,907.13	\$ 6,304,042.83	\$ 8,734,949.96	\$ 38,558.06
Required Local	\$ 14,874,920.73	South Thomaston \$ 761,944.01	\$ 1,933,176.18	\$ 2,695,120.19	\$ 12,085.65
Local Debt	\$ 327,773.61	Thomaston \$ 1,063,484.40	\$ 2,676,533.17	\$ 3,740,017.57	\$ 16,868.56
Additional Local	\$ 5,667,065.18	RSU #13 \$ 5,994,838.79	\$ 14,874,920.73	\$ 20,869,759.52	\$ 95,087.70

Change in Assessment	TOTAL Local Contribution		Additional Local		Adult Ed Local
	FY16 - July	FY16 - May	FY16 July vs. May		
	Cushing \$ 3,053,675.05	\$ 3,154,367.50	\$ (100,692.45)	-3.3%	\$ -
	Owls Head \$ 2,645,996.75	\$ 2,761,281.89	\$ (115,285.14)	-4.3%	\$ -
	Rockland \$ 8,734,949.96	\$ 9,228,241.29	\$ (493,291.33)	-5.3%	\$ -
	South Thomaston \$ 2,695,120.19	\$ 2,789,715.03	\$ (94,594.84)	-3.4%	\$ -
	Thomaston \$ 3,740,017.57	\$ 3,953,352.62	\$ (213,335.05)	-5.4%	\$ -
	RSU #13 \$ 20,869,759.52	\$ 21,886,958.33	\$ (1,017,198.81)	-4.6%	\$ -

Change in Mil Rate - School Portion (estimate)	TOTAL Local Contribution		Additional Local	
	FY16 - July	FY16 - May	per \$1,000	per \$100,000
	Cushing \$ 10.81	\$ 11.17	\$ (0.36)	\$ (35.86)
	Owls Head \$ 7.78	\$ 8.12	\$ (0.34)	\$ (33.77)
	Rockland \$ 11.62	\$ 12.28	\$ (0.66)	\$ (65.97)
	South Thomaston \$ 10.89	\$ 11.27	\$ (0.38)	\$ (38.06)
	Thomaston \$ 11.41	\$ 12.06	\$ (0.65)	\$ (64.71)
	RSU #13 \$ 10.71	\$ 11.23	\$ (0.52)	\$ (52.40)

Sources:

<http://www.maine.gov/education/ED279FY16PreliminaryEnacted7-2-2015>

[http://www.maine.gov/education/data/staterevaluation/FY16ValPupilsbyTown\\_WebVersion.pdf](http://www.maine.gov/education/data/staterevaluation/FY16ValPupilsbyTown_WebVersion.pdf) State Valuations and Calendar Year Average Pupils - 2015-16 (2/3/2015)

100% EPS Calculation Template

Revised 4/18/2013

Unit:

State and Local Funds from School Administrative Unit's budgets to compare with 100% EPS Allocation

For 2015-16 State Subsidy for Education

State Contribution

ED 279 State Calculation for Funding Public Education (PreK-12) Report -- State Subsidy (Includes debt service adjustment, minimum state allocation and minimum special education adjustment)

Adjusted State Contribution (last line in Section 5B) **\$2,918,551.08**

Total State Subsidy for Education: **\$2,918,551.08**

For 2015-16 Local Taxes Raised for Education

Article pursuant to 20-A MRSA Sec. 15690 sub-sec. 1

Unit's "required" contribution to the cost of funding public education from kindergarten to grade 12. Totals after adjustments to Local and State Contributions. (The amount of money determined by the State that a unit must raise in order to receive the full amount of State subsidy.)

Required Local Contribution (1st line in Section 5B) **\$14,874,920.73**

Article pursuant to 20-A MRSA Sec. 15690 sub-sec. 3

Local amount raised in "addition" to local required amount (above) and non-state funded Debt Service -- in order to support the total local school budget.

Additional Local Article Amount **\$5,667,065.18**

Note: Do not include:

√ Local amount raised for School Nutrition (should be a separate Article from Local Additional) **\$258,000.00**

√ Article pursuant to 20-A MRSA Sec. 15690 sub-sec. 2  
 Local amount raised for non-state funded Debt Service ( For a school administrative unit's indebtedness previously approved by its legislative body for: (A) non-state-funded major capital school construction project (B) non-state-funded portions of major capital school construction projects The legislative body of each school administrative unit may vote to raise and appropriate an amount up to the municipality's or district's annual payments for non-state-funded debt service.)

Total Local Raised for Education: **\$20,541,985.91**

For 2015-16 Comparison to 100% EPS Allocation

For 2015-16 Combined State & Local **\$23,460,536.99**

2015-16 100% EPS Allocation (Section 5 "FYI: 100% EPS Total Allocation") **\$18,169,619.78**

Below 100% EPS Allocation

Above 100% EPS Allocation **\$5,290,917.21**

## STATEMENT E

## REGIONAL SCHOOL UNIT NO. 13

STATEMENT OF REVENUES, EXPENDITURES AND CHANGES IN FUND  
BALANCES - GOVERNMENTAL FUNDS  
FOR THE YEAR ENDED JUNE 30, 2014

	General Fund	Other Governmental Funds	Totals Governmental Funds
REVENUES			
Support from towns	\$ 22,613,779	\$ -	\$ 22,613,779
Intergovernmental revenues	5,132,068	2,836,369	7,968,437
Charges for services	64,317	-	64,317
Miscellaneous	43,479	691,758	735,237
TOTAL REVENUES	<u>27,853,643</u>	<u>3,528,127</u>	<u>31,381,770</u>
EXPENDITURES			
Current:			
Instruction	10,356,050	-	10,356,050
Special education	3,844,661	-	3,844,661
Career & technical	948,450	-	948,450
Other instructional	550,466	-	550,466
Student & staff support	2,555,723	-	2,555,723
System administration	859,308	-	859,308
School administration	1,524,689	-	1,524,689
Transportation	1,363,487	-	1,363,487
Facilities	3,342,340	-	3,342,340
Change in accrued summer salaries/benefits	37,249	-	37,249
State of Maine on-behalf payments	1,699,913	-	1,699,913
Program expenses	-	3,814,161	3,814,161
Debt service:			
Principal	594,750	-	594,750
Interest	163,678	-	163,678
TOTAL EXPENDITURES	<u>27,840,764</u>	<u>3,814,161</u>	<u>31,654,925</u>
EXCESS OF REVENUES OVER (UNDER) EXPENDITURES	<u>12,879</u>	<u>(286,034)</u>	<u>(273,155)</u>
OTHER FINANCING SOURCES (USES)			
Operating transfers in	260,437	894,167	1,154,604
Operating transfers (out)	(636,511)	(518,093)	(1,154,604)
TOTAL OTHER FINANCING SOURCES (USES)	<u>(376,074)</u>	<u>376,074</u>	<u>-</u>
NET CHANGE IN FUND BALANCES	(363,195)	90,040	(273,155)
FUND BALANCES, JULY 1 (RESTATEd)	1,207,210	2,439,556	3,646,766
FUND BALANCES - JUNE 30	<u>\$ 844,015</u>	<u>\$ 2,529,596</u>	<u>\$ 3,373,611</u>

See accompanying independent auditors' report and notes to financial statements.

## **ANNUAL NOTIFICATIONS**

### **ASBESTOS**

---

All schools/buildings in RSU # 13 have been inspected for the presence of Asbestos Containing Building Materials (ACBM's). A written plan for the management has been developed. This plan, noting the type and location of ACBM's is available for inspection at the office of the Superintendent and in each Principal's Office. Copies may be made on request at a cost of 10 cents per page. The management plan is an outline of operational procedures designed for the proper maintenance and safety of all people who work, study or are otherwise present in any of these buildings to minimize the exposure to asbestos hazards. The conditions of all ACBM's will be semiannually inspected.

### **FAMILY EDUCATIONAL RIGHTS AND PRIVACY ACT (FERPA)**

---

Federal Law provides specific safeguards regarding the confidentiality of and access to student records. The law gives parents and eligible students the right to: inspect and review education records; request the amendment of education records to ensure that they are not inaccurate, misleading, or otherwise in violation of privacy or other rights; consent to disclosure of personally identifiable information contained in education records, except to the extent that the law authorizes disclosure without consent; file with the U.S. Department of Education a complaint concerning alleged failures to comply with the requirements of the law. A complete copy of the Federal Guidelines is available in the Superintendent's Office.

### **NONDISCRIMINATION/EQUAL OPPORTUNITY**

---

There shall be no unlawful discrimination in educational programs, activities, or employment practices on the basis of race, national origin, religion, sex, age, or disability under the provisions of Title VI and IX of the 1972 Educational Amendments, Section 504 of the Rehabilitation Act, and the Individuals with Disabilities Education Act (IDEA), and the Americans with Disabilities Act (ADA). The District does not discriminate on the basis of race, sex, national origin, religion, age, color, sexual orientation, physical or mental disability as defined by Title IX, Section 504, the Civil Rights Act, and the Maine Human Rights Act. Individuals who need auxiliary aids for effective communication in programs and services within RSU # 13 should make their needs known to the Principal. Questions, concerns, complaints, or request for additional information should also be directed to the Principal or the ADA Coordinator or Equal Opportunity Officer/Affirmative Action Officer c/o Superintendent of Schools, 28 Lincoln St., Rockland, ME 04841, and telephone: 207-596-6620.

### **SPECIAL EDUCATION CHILD FIND NOTICE**

---

Do you know of a child who may have a disability? School districts are required to ensure that all students between the ages of 3 and 20 years (including private school students) who reside within the district's communities and are in need of special education and supportive services are identified and evaluated. If you have a child or are aware of a child who may have a disability and is not receiving necessary services: For students under the age of 5, contact: Knox County Child Development Services at 594-5933. For school age children, contact the district's Director of Student Services at 207-596-2003 or your community school. \*This notice is provided to meet state regulations for annual "Childfind" notification.